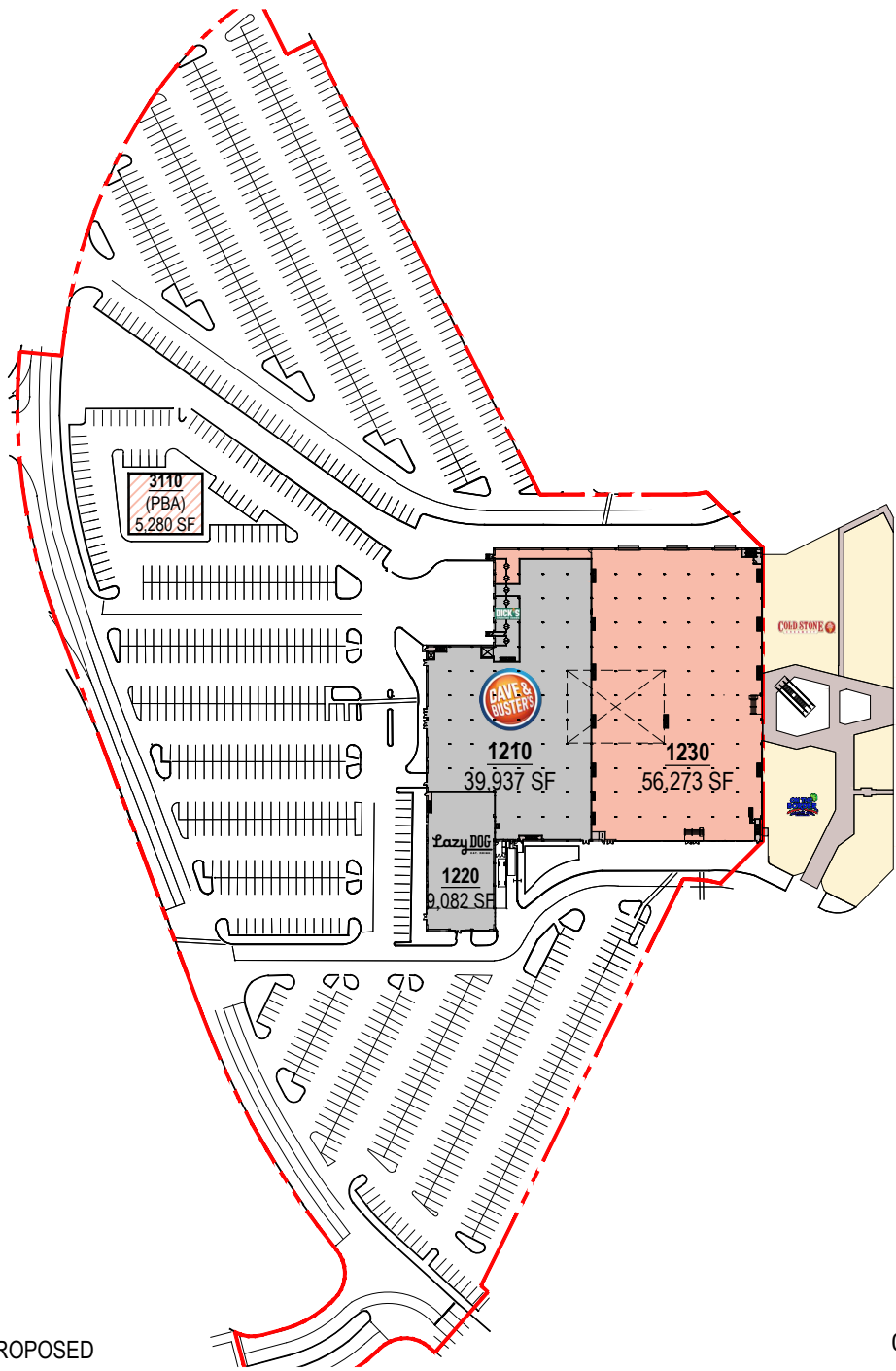


AVAILABLE
 LEASED
 PROPOSED

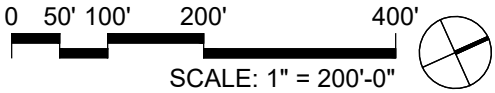
0 100' 200' 400' 800'
 SCALE: 1" = 400'-0"

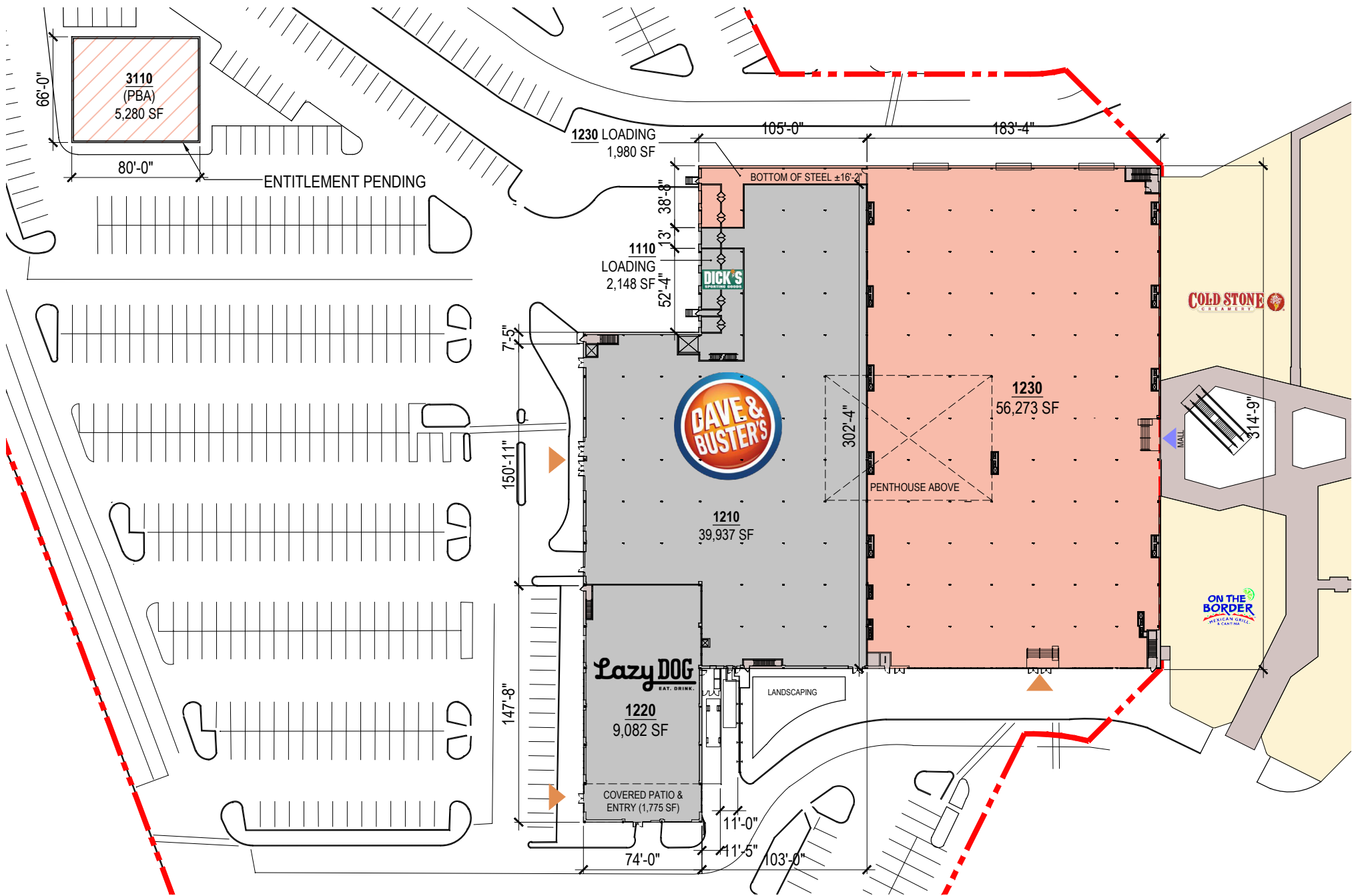
AREA CALCULATIONS	
1110 DICK'S SPORTING GOODS	105,403 SF
1210 DAVE & BUSTER'S	39,937 SF
1230	58,253 SF
1220 LAZY DOG	9,082 SF
TOTAL	212,675 SF
PARKING (APPROX.)	1,111 SPACES
PARKING RATIO	1 PER 191 SF
	5.2 PER 1,000 SF
3110 PBA	5,280 SF
TOTAL WITH PBA	217,955 SF
PARKING (APPROX.)	1,085 SPACES
PARKING RATIO	1 PER 201 SF
	5.0 PER 1,000 SF



AVAILABLE
 LEASED
 PROPOSED

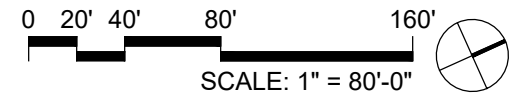
NOTE: THIS CONCEPTUAL SITE PLAN IS FOR PLANNING PURPOSES ONLY. SITE SPECIFIC INFORMATION SUCH AS EXISTING CONDITIONS, ZONING, PARKING, LANDSCAPE AND EGRESS REQUIREMENTS MUST BE VERIFIED BY ZONING ATTORNEY AND CODE CONSULTANT. LOCATIONS OF MECHANICAL SHAFTS ARE TO BE DETERMINED. STAIRS ARE FOR ILLUSTRATIVE PURPOSES ONLY AND TO BE REVISED TO MEET EGRESS REQUIREMENTS.

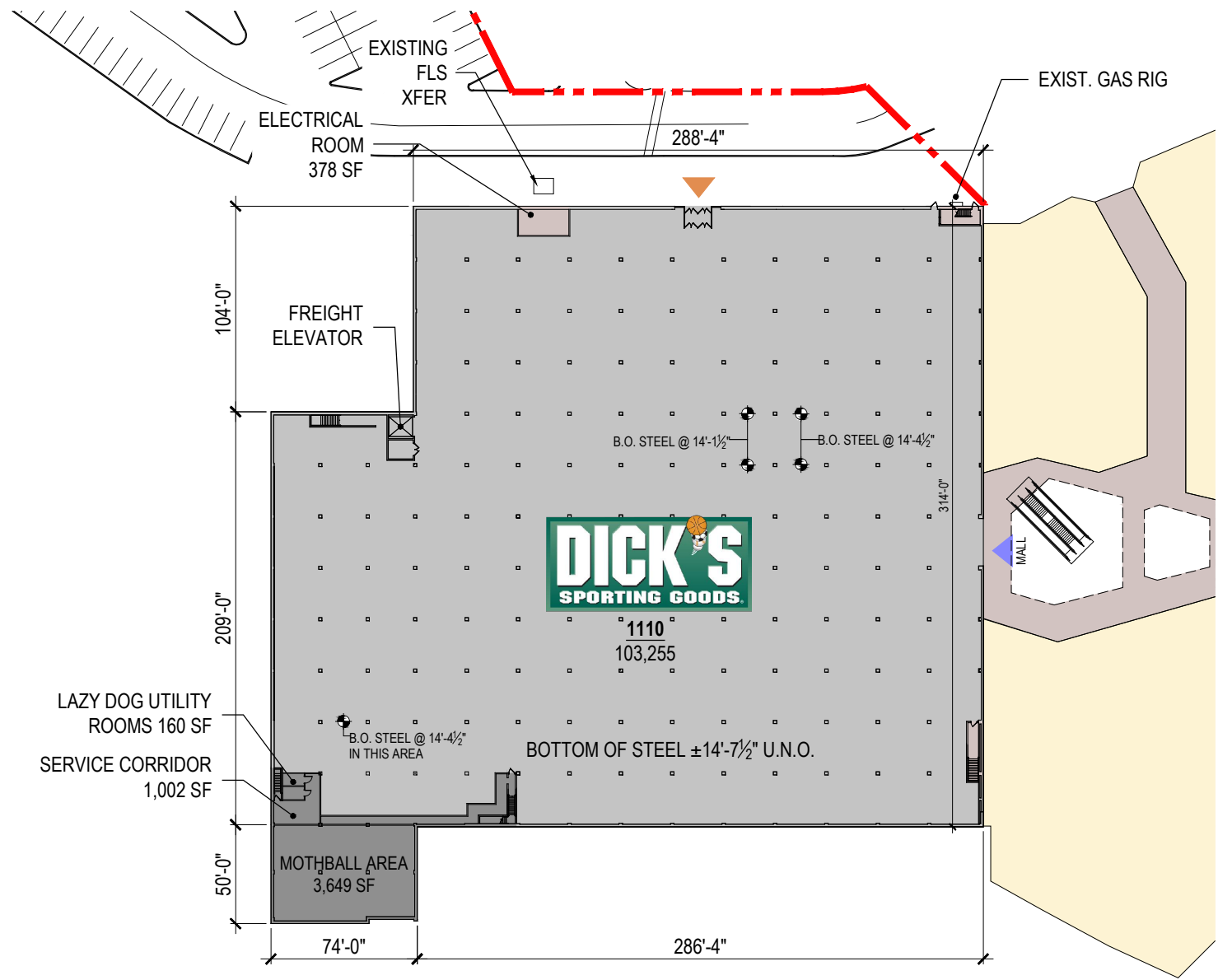




AVAILABLE
 LEASED
 PROPOSED

NOTE: THIS CONCEPTUAL SITE PLAN IS FOR PLANNING PURPOSES ONLY. SITE SPECIFIC INFORMATION SUCH AS EXISTING CONDITIONS, ZONING, PARKING, LANDSCAPE AND EGRESS REQUIREMENTS MUST BE VERIFIED BY ZONING ATTORNEY AND CODE CONSULTANT. LOCATIONS OF MECHANICAL SHAFTS ARE TO BE DETERMINED. STAIRS ARE FOR ILLUSTRATIVE PURPOSES ONLY AND TO BE REVISED TO MEET EGRESS REQUIREMENTS.





AVAILABLE LEASED

NOTE: THIS CONCEPTUAL SITE PLAN IS FOR PLANNING PURPOSES ONLY. SITE SPECIFIC INFORMATION SUCH AS EXISTING CONDITIONS, ZONING, PARKING, LANDSCAPE AND EGRESS REQUIREMENTS MUST BE VERIFIED BY ZONING ATTORNEY AND CODE CONSULTANT. LOCATIONS OF MECHANICAL SHAFTS ARE TO BE DETERMINED. STAIRS ARE FOR ILLUSTRATIVE PURPOSES ONLY AND TO BE REVISED TO MEET EGRESS REQUIREMENTS.

