



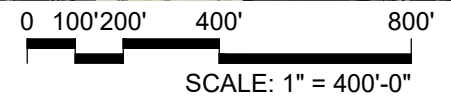




-  MAIN MALL ACCESS
-  VEHICULAR ACCESS
-  LOADING DOCK
-  MAIN MALL ENTRANCE
Does not include department store entrances.



NOTE: THIS CONCEPTUAL SITE PLAN IS FOR PLANNING PURPOSES ONLY. SITE SPECIFIC INFORMATION SUCH AS EXISTING CONDITIONS, ZONING, PARKING, LANDSCAPE AND EGRESS REQUIREMENTS MUST BE VERIFIED BY ZONING ATTORNEY AND CODE CONSULTANT. LOCATIONS OF MECHANICAL SHAFTS ARE TO BE DETERMINED. STAIRS ARE FOR ILLUSTRATIVE PURPOSES ONLY AND TO BE REVISED TO MEET EGRESS REQUIREMENTS.