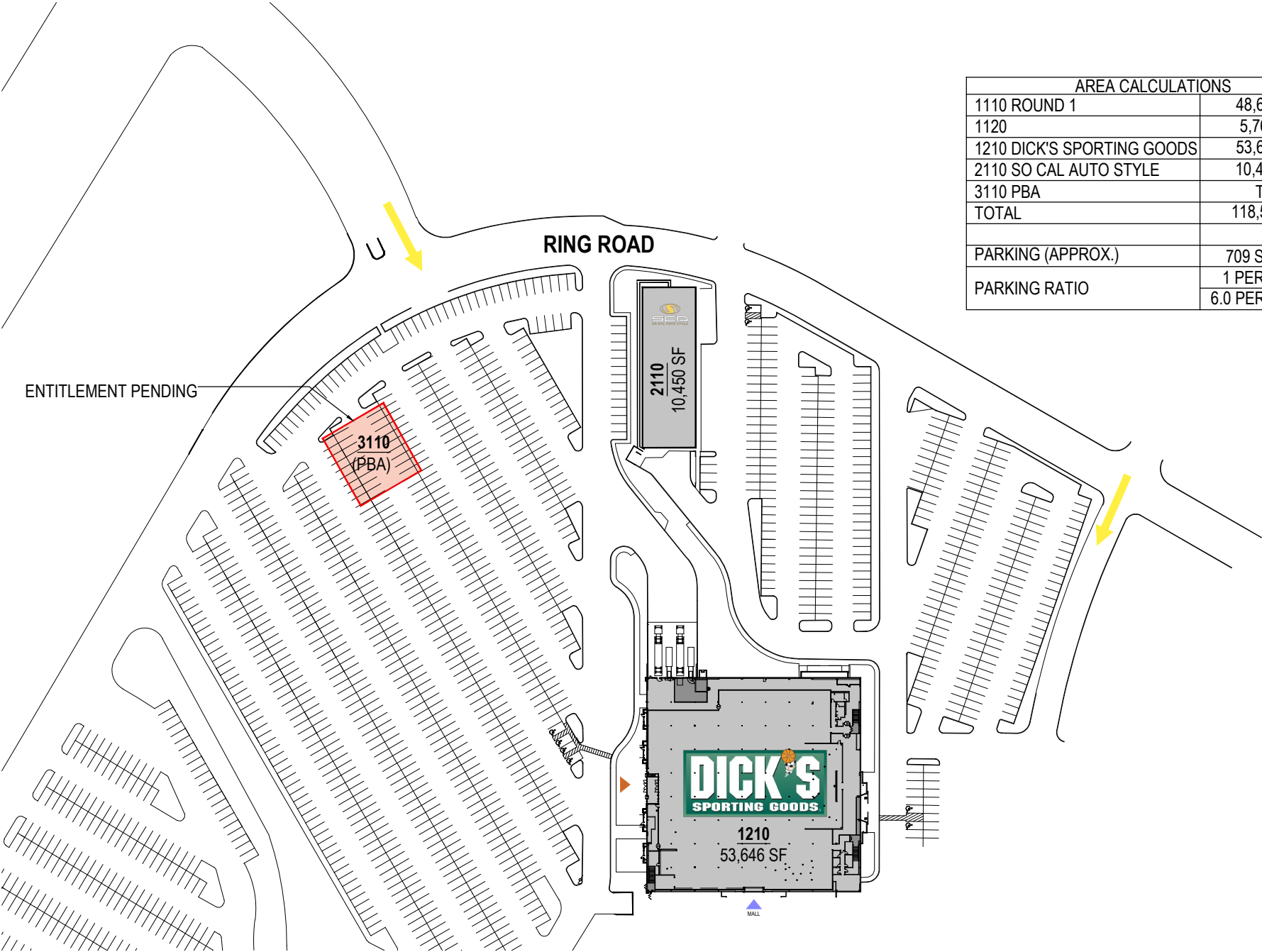




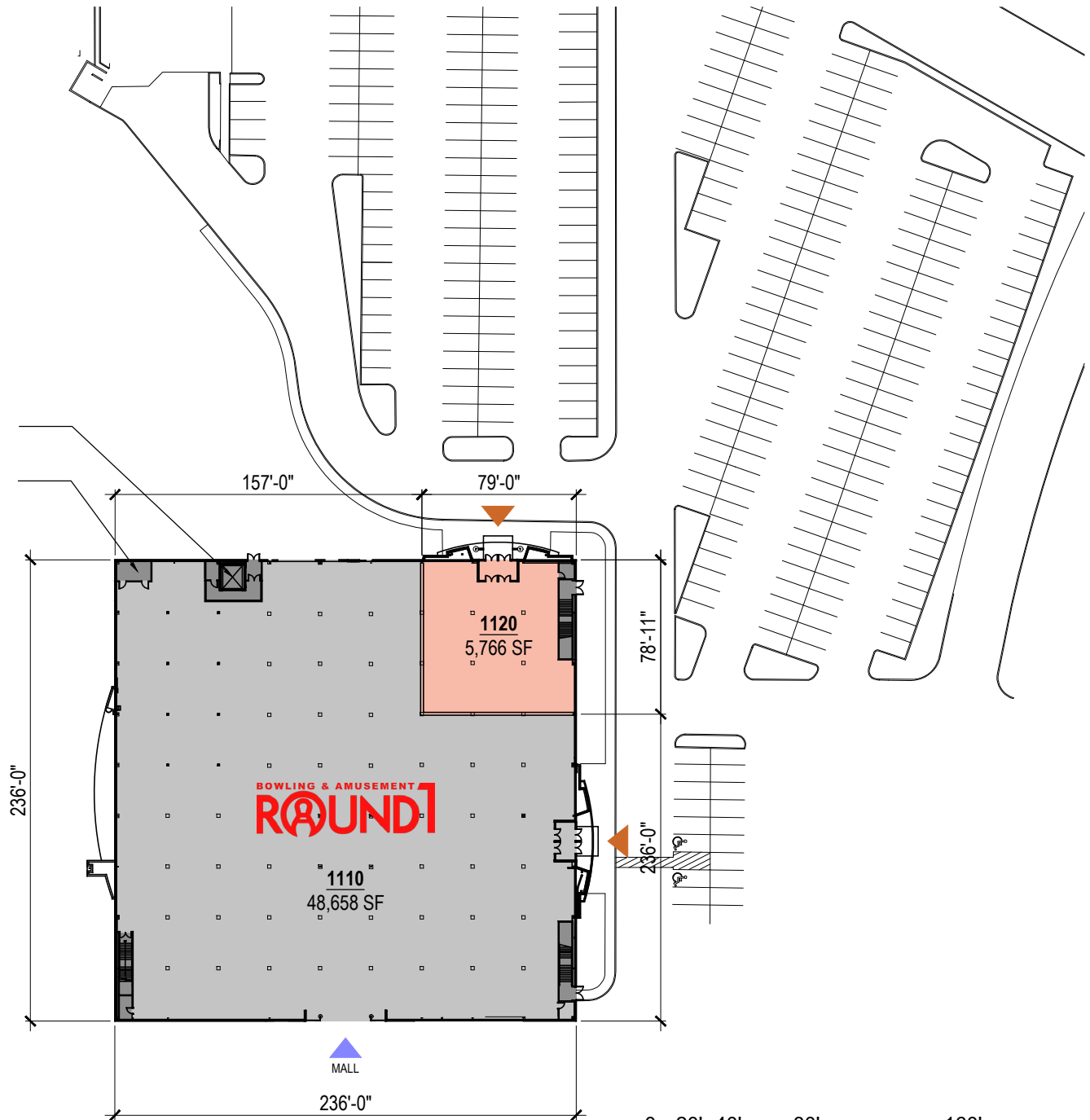
AREA CALCULATIONS	
1110 ROUND 1	48,658 SF
1120	5,766 SF
1210 DICK'S SPORTING GOODS	53,646 SF
2110 SO CAL AUTO STYLE	10,450 SF
3110 PBA	TBD
TOTAL	118,520 SF
PARKING (APPROX.)	709 SPACES
PARKING RATIO	1 PER 167 SF
	6.0 PER 1,000 SF



NOTE: THIS CONCEPTUAL SITE PLAN IS FOR PLANNING PURPOSES ONLY. SITE SPECIFIC INFORMATION SUCH AS EXISTING CONDITIONS, ZONING, PARKING, LANDSCAPE AND EGRESS REQUIREMENTS MUST BE VERIFIED BY ZONING ATTORNEY AND CODE CONSULTANT. LOCATIONS OF MECHANICAL SHAFTS ARE TO BE DETERMINED. STAIRS ARE FOR ILLUSTRATIVE PURPOSES ONLY AND TO BE REVISED TO MEET EGRESS REQUIREMENTS.



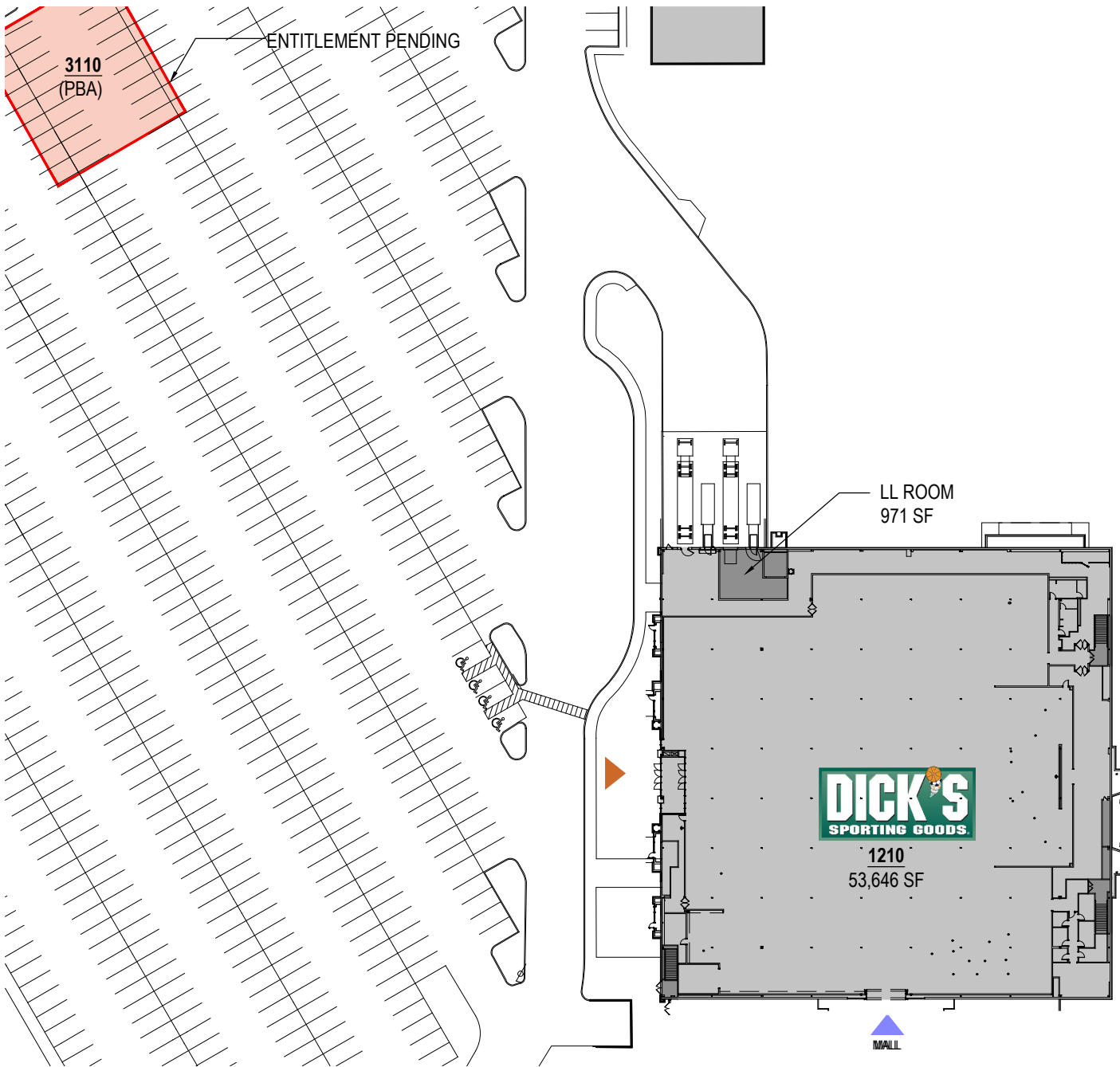
LANDLORD ROOM  
603 SF  
MAIN SWITCHGEAR ROOM  
201 SF



AVAILABLE  LEASED

NOTE: THIS CONCEPTUAL SITE PLAN IS FOR PLANNING PURPOSES ONLY. SITE SPECIFIC INFORMATION SUCH AS EXISTING CONDITIONS, ZONING, PARKING, LANDSCAPE AND EGRESS REQUIREMENTS MUST BE VERIFIED BY ZONING ATTORNEY AND CODE CONSULTANT. LOCATIONS OF MECHANICAL SHAFTS ARE TO BE DETERMINED. STAIRS ARE FOR ILLUSTRATIVE PURPOSES ONLY AND TO BE REVISED TO MEET EGRESS REQUIREMENTS.





AVAILABLE
  LEASED

NOTE: THIS CONCEPTUAL SITE PLAN IS FOR PLANNING PURPOSES ONLY. SITE SPECIFIC INFORMATION SUCH AS EXISTING CONDITIONS, ZONING, PARKING, LANDSCAPE AND EGRESS REQUIREMENTS MUST BE VERIFIED BY ZONING ATTORNEY AND CODE CONSULTANT. LOCATIONS OF MECHANICAL SHAFTS ARE TO BE DETERMINED. STAIRS ARE FOR ILLUSTRATIVE PURPOSES ONLY AND TO BE REVISED TO MEET EGRESS REQUIREMENTS.

