



AVAILABLE



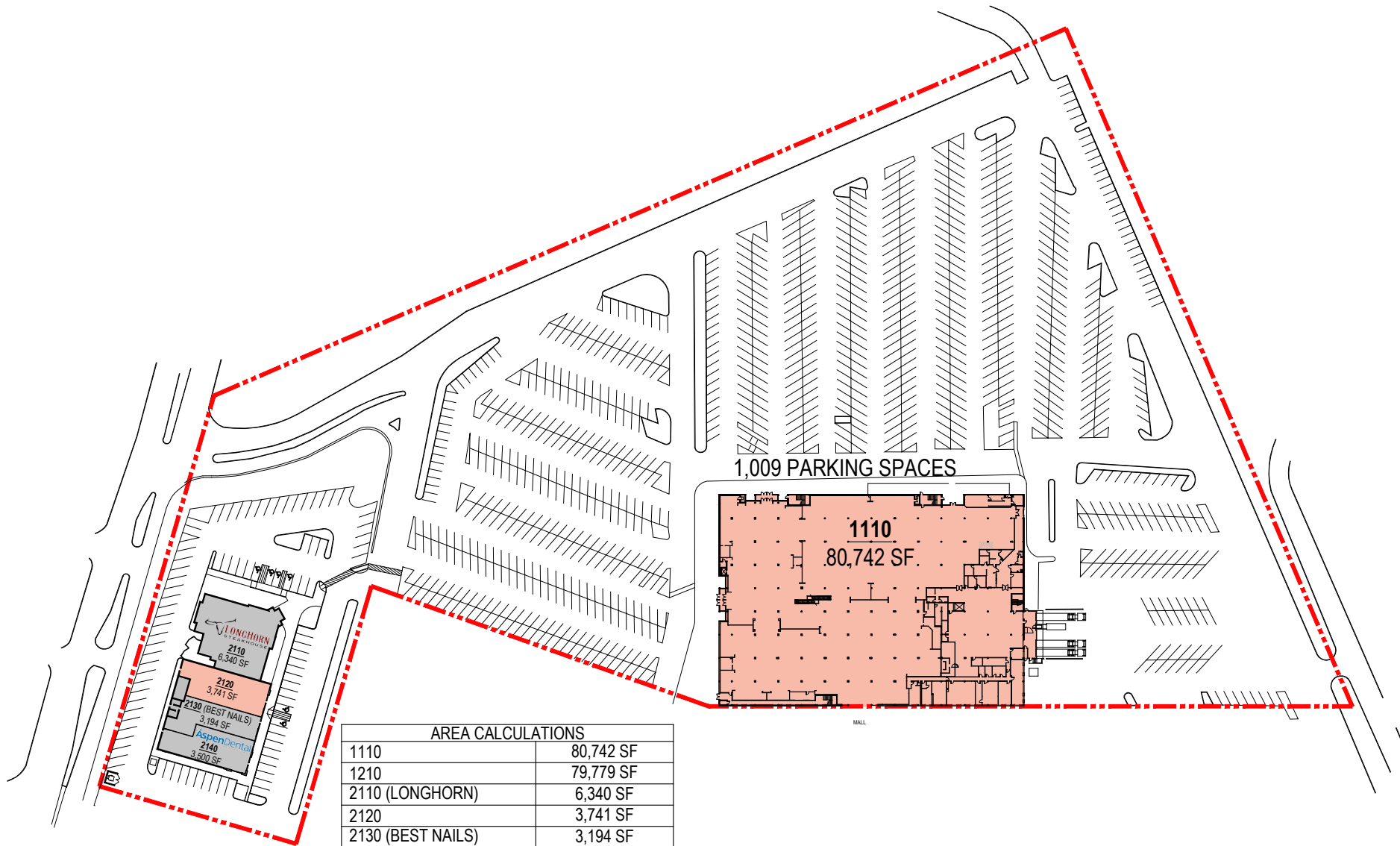
LEASED



SCALE: 1" = 300'-0"







1,009 PARKING SPACES

1110

80,742 SF

MALL

#### AREA CALCULATIONS

1110	80,742 SF
1210	79,779 SF
2110 (LONGHORN)	6,340 SF
2120	3,741 SF
2130 (BEST NAILS)	3,194 SF
2140 (ASPEN DENTAL)	3,500 SF
TOTAL	177,296 SF
PARKING (APPROX.)	1,009 SPACES
PARKING RATIO	1 PER 176 SF
	5.7 PER 1,000 SF

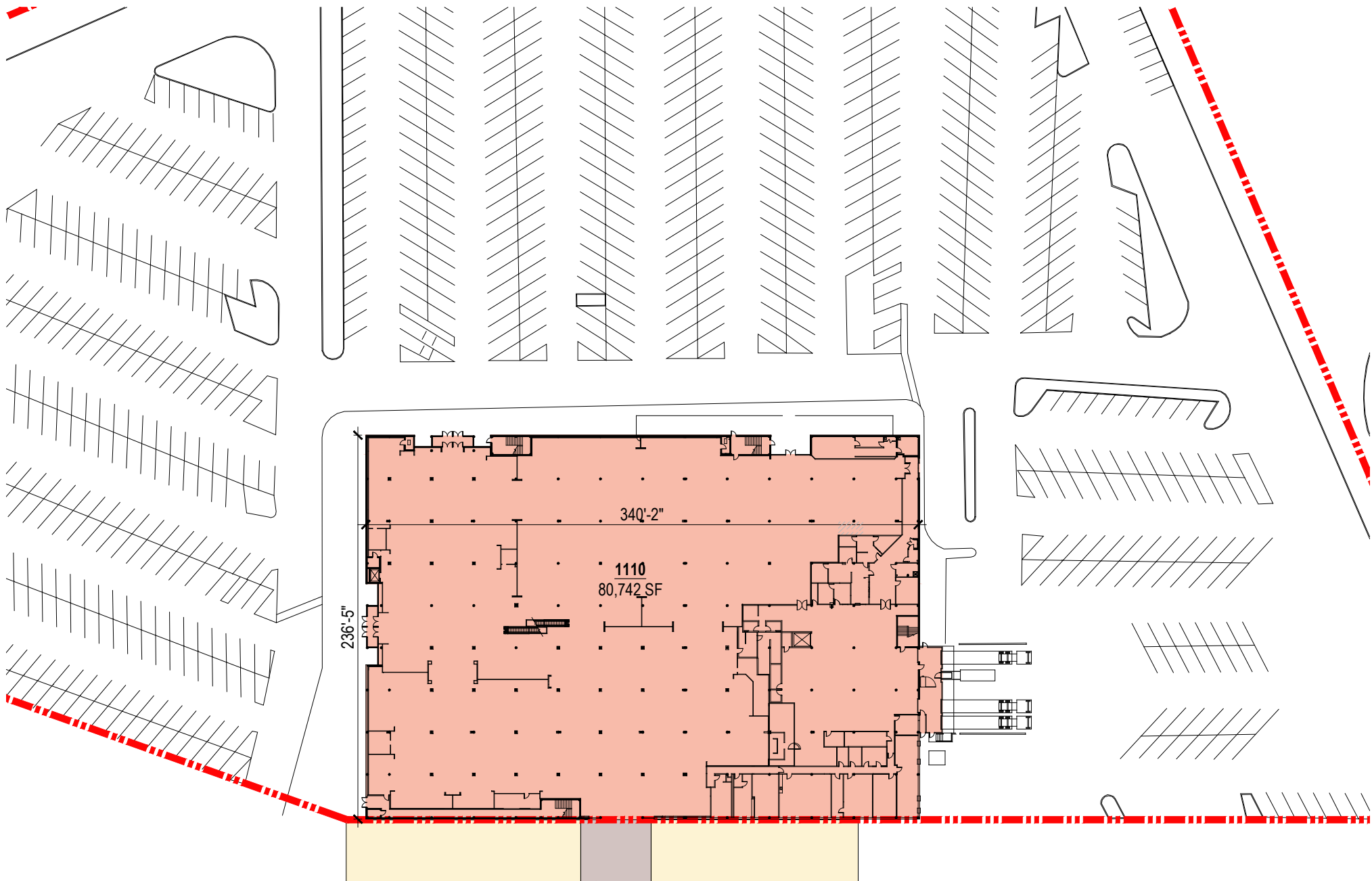
AVAILABLE  LEASED

NOTE: THIS CONCEPTUAL SITE PLAN IS FOR PLANNING PURPOSES ONLY. SITE SPECIFIC INFORMATION SUCH AS EXISTING CONDITIONS, ZONING, PARKING, LANDSCAPE AND EGRESS REQUIREMENTS MUST BE VERIFIED BY ZONING ATTORNEY AND CODE CONSULTANT. LOCATIONS OF MECHANICAL SHAFTS ARE TO BE DETERMINED. STAIRS ARE FOR ILLUSTRATIVE PURPOSES ONLY AND TO BE REVISED TO MEET EGRESS REQUIREMENTS.

0 40' 80' 160' 320'

SCALE: 1" = 160'-0"





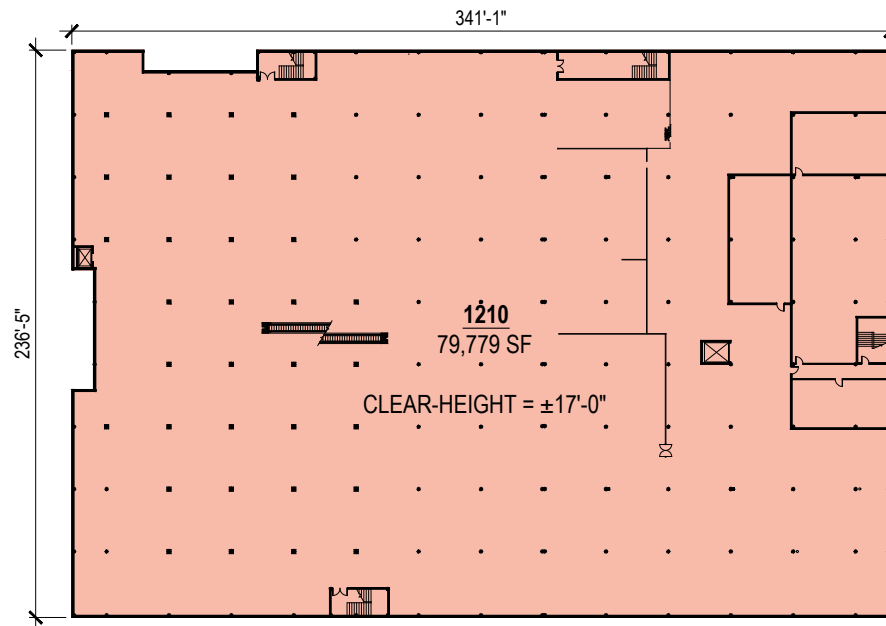
AVAILABLE
  LEASED

NOTE: THIS CONCEPTUAL SITE PLAN IS FOR PLANNING PURPOSES ONLY. SITE SPECIFIC INFORMATION SUCH AS EXISTING CONDITIONS, ZONING, PARKING, LANDSCAPE AND EGRESS REQUIREMENTS MUST BE VERIFIED BY ZONING ATTORNEY AND CODE CONSULTANT. LOCATIONS OF MECHANICAL SHAFTS ARE TO BE DETERMINED. STAIRS ARE FOR ILLUSTRATIVE PURPOSES ONLY AND TO BE REVISED TO MEET EGRESS REQUIREMENTS.

0 20' 40' 80' 160'

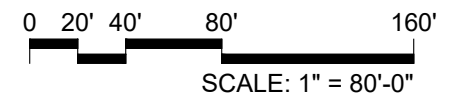
SCALE: 1" = 80'-0"





AVAILABLE
  LEASED

NOTE: THIS CONCEPTUAL SITE PLAN IS FOR PLANNING PURPOSES ONLY. SITE SPECIFIC INFORMATION SUCH AS EXISTING CONDITIONS, ZONING, PARKING, LANDSCAPE AND EGRESS REQUIREMENTS MUST BE VERIFIED BY ZONING ATTORNEY AND CODE CONSULTANT. LOCATIONS OF MECHANICAL SHAFTS ARE TO BE DETERMINED. STAIRS ARE FOR ILLUSTRATIVE PURPOSES ONLY AND TO BE REVISED TO MEET EGRESS REQUIREMENTS.





AVAILABLE  LEASED

NOTE: THIS CONCEPTUAL SITE PLAN IS FOR PLANNING PURPOSES ONLY. SITE SPECIFIC INFORMATION SUCH AS EXISTING CONDITIONS, ZONING, PARKING, LANDSCAPE AND EGRESS REQUIREMENTS MUST BE VERIFIED BY ZONING ATTORNEY AND CODE CONSULTANT. LOCATIONS OF MECHANICAL SHAFTS ARE TO BE DETERMINED. STAIRS ARE FOR ILLUSTRATIVE PURPOSES ONLY AND TO BE REVISED TO MEET EGRESS REQUIREMENTS.

0 10' 20' 40' 80'

SCALE: 1" = 40'-0"

